

# ***Hurricane Preparation for Residents***

---



## ***Del Webb at RiverLights Wilmington, NC***

**May 2026**

[edited 6/30/2022, 7/1-16/2022, 4/16-26/2023, 3/4-23/2024, 4/2-8/2025, 5/1-8/2025, 4/16-22/2026]  
presented by Marian and Scott Wyatt

# *Del Webb at RiverLights* **Hurricane Preparation for Residents**

## **Table of Contents**

**Prior to the Storm Arriving – WHAT TO DO NOW .....3**  
**Creating an Emergency "Go Bag" .....5**  
**Once a Hurricane Watch is Issued .....7**  
**If You Plan to Evacuate .....9**  
**If You Plan to Shelter in Place .....11**

### **Important Phone Numbers and Websites:**

**New Hanover County Emergency Management:**

(910) 798-6900

**Website:** <https://emergency.nhcgov.com>

**ReadyNC North Carolina Emergency Management:**

(919) 825-2500

**Website:** <https://www.readync.gov>

**North Carolina Department of Transportation  
Evacuation Routes**

**Website:** [www.ncdot.gov/travel-maps/maps/Pages/evacuation-routes.aspx](http://www.ncdot.gov/travel-maps/maps/Pages/evacuation-routes.aspx)

**Emergencies:** 911

**Non-emergency 911 number:** (910) 452-6120

**Duke Energy:**

(800) 419-6536

**Website:** <https://www.duke-energy.com>

**Piedmont Natural Gas:**

(800) 752-7504 if you smell gas or suspect a leak

**Website:** <https://www.piedmontng.com>

**Cape Fear Public Utility Authority (water/sewer emergencies):** (910) 332-6565

**Website:** <https://www.cfpu.org>

**Make sure you have the phone numbers of your neighbors, family, and friends:**

---

---

---

---

---

---

---

---

All residents need to be prepared in the event that a hurricane or other disaster strikes. The following pages contain information about the preparations our residents should take in the event a hurricane threatens or strikes our community. Educate yourself and prepare NOW. Preparation is the key! Do not assume that the local, State, or Federal governments will be able to provide for your needs. During an emergency or recovery operation, public agencies will be inundated with requests for assistance. Resources will be and should be directed to the most vulnerable and needy members of the greater community. Be prepared to help yourself! You must take steps to be self-sufficient.

**The lists below have some of the same items indicated under different headings. This is intentional, as you will need different sets of emergency supplies with similar items for different circumstances (Emergency Supplies for during a storm and a pre-packed "Go Bag" for any sudden emergency requiring immediate evacuation.**

## **Prior to the Storm Arriving – WHAT TO DO NOW**

**Keep your Emergency Supplies in a designated place and have it ready prior to a hurricane or disaster event. Make sure all family members know where the supplies are kept.**

1. Be certain you have adequate insurance on your home and its contents.
  - a. Review your insurance coverage in detail with your agent.
  - b. Ask your insurance agent or company what you can do to reduce your chance of loss, such as installing hurricane shutters.
  - c. Photograph or video your home and contents for insurance purposes.
2. Make copies of family and personal records.
3. Keep your car fueled and possibly fill an additional gas can since service stations will not be open during and immediately after a storm. Service stations may be closed for a week or more in the aftermath of a storm.
4. Go to your bank or ATM for cash. Make sure you have cash with you ahead of time (be certain to have enough small denomination bills available) to buy essential supplies after a storm, as credit/debit card use may not be possible.
5. Make sure you have extra prescription medications for you and your pets – enough to last several weeks.

6. Know where and how to appropriately shut off gas, water, and electrical service in your home. Be aware that it is illegal for you to turn off your gas at the outside main valve. Contact Piedmont Natural Gas ((800) 752-7504) if you need to have your gas turned off prior to the storm.
7. Have a battery–powered or hand crank radio to pick up local stations and a NOAA Weather Radio with extra batteries for weather alerts and warnings. Buy extra batteries!
8. Make sure you have enough non-perishable food, water, batteries, and other supplies (paper plates, cups, paper towels, toilet paper, canned food, protein bars, freeze dried food, juices, coffee/tea, and a hand operated can opener) to last at least two weeks or more.
9. Make arrangements for extra ice packs and/or dry ice for coolers in the case of a power outage.
10. Create a "Go Bag" full of non-perishable food items, water, clothing, prescription meds, whistle, flashlights, battery or solar operated radio(s), extra batteries, first aid kit, kitchen/cooking utensils with a hand operated can opener, area road maps with alternate routes to possible destinations, meds and food supplies for pets, and sanitation/hygiene items (moist towelettes and toilet paper) in case of emergency evacuation. Locate a copy of your pets' documentation that includes their vaccine information, phone number and location of their veterinarian, ownership documentation, and ID tags. Cash and your important papers also need to be ready and packed in some manner for transport. *More on this in the section "Creating an Emergency "Go Bag" (or bags).*
11. Gather copies of your important papers (insurance information and policies, titles, deeds, banking documents, recent tax returns, personal ID information including passports, social security information, state issued ID and birth certificates, marriage certificates, divorce certificates, adoption papers, custody documents, wills, power of attorney, etc.) into a portable waterproof or water-resistant case. If possible, save virtual documents onto a USB memory stick or portable solid-state drive, in addition to your cloud drive.



---

***Our recommendation is:***

***⇒ have one set of Emergency Supplies kept in your house to be used during and after a storm, should you decide to stay in your house, and***  
***⇒ create separate pre-packed "Go Bags" containing a similar set of emergency supplies ready for any sudden emergency evacuation.***

---

## **Creating an Emergency "Go Bag" (or bags)**



**Keep your Go Bags in a designated place and have it ready prior to a hurricane or disaster event. Make sure all family members know where the Go Bags are kept.**

1. Pack enough clothes and any personal items for approximately two weeks. A blanket and small pillow may also be appreciated in the car. A sleeping bag may also be extremely beneficial.
2. Make sure you have enough medications for you and your pets to last through the event and several days afterward. This includes contact supplies, insulin, inhalers, epi-pens, and other vital medications. Meds requiring refrigeration will need to be considered.
3. Make sure your first aid kit is well stocked with bandages, disinfectant, instant cold packs, facemasks, aspirin, and ibuprofen. Toilet paper, paper towels, and sanitary wipes are often forgotten. Disinfectant, soap, dry shampoo, and basic hygienic products are also good ideas to keep clean and healthy.
4. Include any required eyewear and supplies.
5. Have one or more flashlights and possibly a battery-operated table lamp with extra batteries in case your final destination is without power.

6. Have a battery-powered or hand crank radio and a NOAA Weather Radio with extra batteries.
7. Make sure you have downloaded Smartphone weather alerting apps to ensure redundant alerting capacity. (WECT6 First Alert Weather, WWAY TV3 StormTracker 3)
8. Pre-charged portable cell phone Power Packs are essential during long power outages.
9. Emergency authorities recommend having a whistle.
10. Have a supply of water and non-perishable food to take with you in case your motel or other evacuation site has lost power as well. Make sure you have kitchen utensils and a hand operated can opener.
11. Include one or more multi-purpose tools plus a pair of work gloves.
12. Be certain to have area road maps with alternate routes to possible destinations.
13. Assemble a briefcase or other water-resistant carrying case for your important papers (insurance information and policies, titles, deeds, banking documents, recent tax returns, personal ID information including passports, social security information, state issued ID and birth certificates, marriage certificates, divorce certificates, adoption papers, custody documents, wills, power of attorney, etc.). If possible save virtual documents onto a USB memory stick or portable solid-state drive to accompany you during your evacuation, in addition to storing items to your cloud drive.
14. Your pet will need a supply of water per day, enough food, and any medications needed for approximately two weeks. Locate a copy of your pets' documentation that includes their vaccine information, phone number and location of their veterinarian, ownership documentation, and ID tags. Pack up their water and extra food bowls along with paper pads for your dogs and litter boxes for your cats.
15. In the days following the hurricane, ATM machines and banks will likely be closed. Make sure you have cash with you ahead of time (be certain to have enough small denomination bills available) to buy essential supplies after the storm.
16. Emergency personnel will often not allow you to return to your neighborhood after the storm if you do not provide state issued ID AND documentation proving your residency at your home address. If you own your home, you should have the **General Warranty Deed** from New Hanover County that shows name, address, and parcel number for proof of ownership. A copy of your recent **Real Estate Taxes Receipt** showing your name, address, and date paid should also suffice in this case.
17. Locate, read, and printout Evacuation Instructions (see pages 9 and 10).

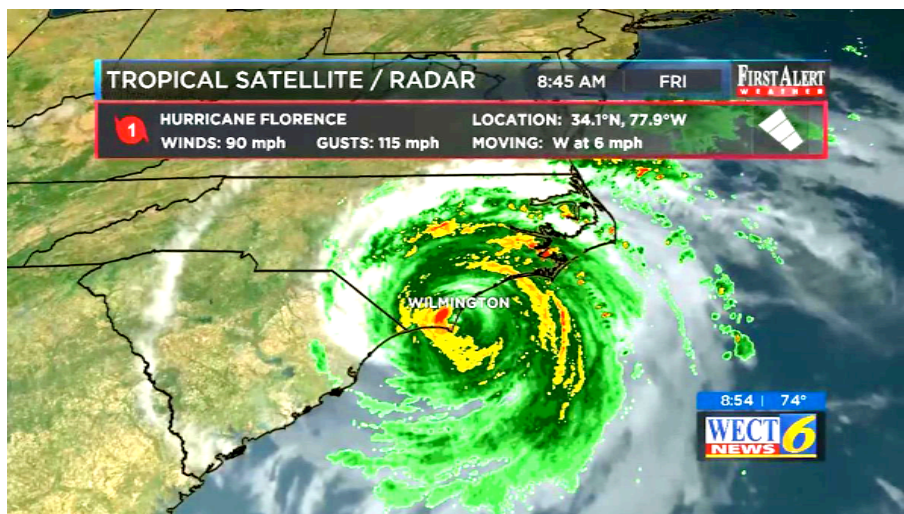


Here are our Emergency Evacuation Supplies that include two backpack **Go Bags**, three aluminum cases for important papers, boxes of additional emergency supplies, bottle water, two sleeping bags, a pet **Go Bag**, additional water container, and extra gas can.

## Once a Hurricane Watch is Issued...

**... a Hurricane Warning will follow soon!**

When a Hurricane Watch is issued, hurricane-like conditions and winds (74 mph and above) are possible within the next 48 hours. A Hurricane Warning is issued when hurricane-like conditions and winds (74 mph and above) are expected within the next 36 hours or less.





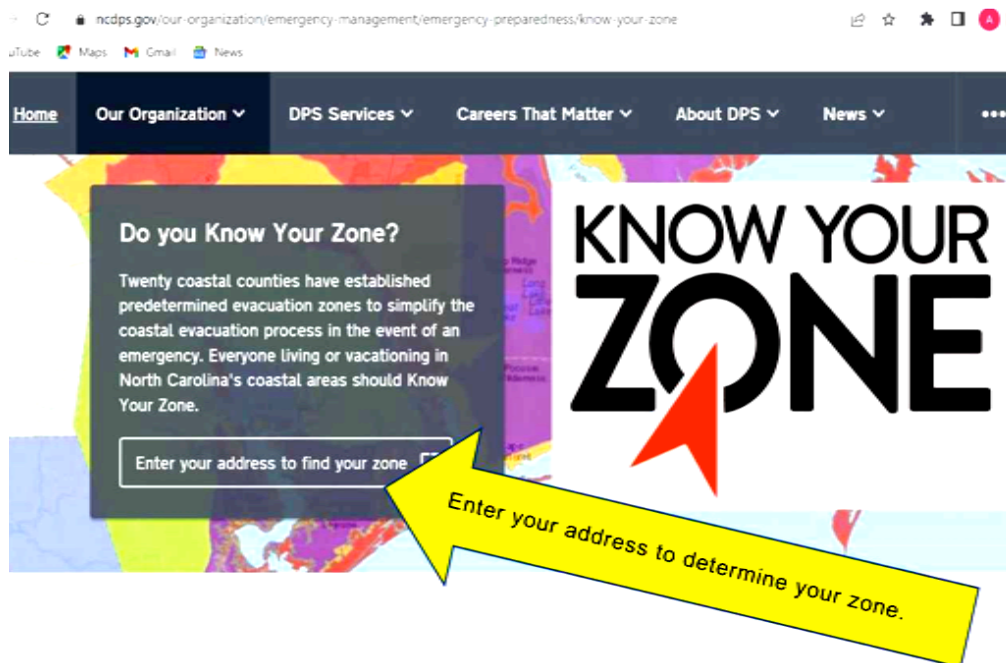
1. Keep tuned to a local radio or television station for the latest National Weather Service advisories, as well as special instructions from local government. Keep your NOAA weather radio on for the latest alerts and warnings.
2. Check battery-powered equipment. Your battery-operated radio could be your only source of information, and flashlights will be needed if utility services are interrupted.
3. If you plan to protect your windows, begin the process of installing storm shutters. Note: the taping of windows does not keep the glass from breaking; it does keep broken glass in a more confined area.
4. Move all lawn ornaments, planters, solar lights, signs, hoses, chairs, tables, umbrellas, flags, grills, bird feeders, and the like (including door mats and wreaths) to your garage for safekeeping (not in your screened room/lanai). Any loose items will become flying debris during a storm, capable of doing extensive damage to the exterior of your home and that of your neighbors (windows, doors, siding, roofs). Make sure all downspout splash blocks and irrigation/backflow covers are either fastened down or removed to your garage, as these will also become flying debris.
5. Be certain to remove the blades from your overhead ceiling fan in your screen room/lanai, and tightly cover the fan motor with plastic.
6. Charge any necessary electronics and power packs ahead of time for use during and after a storm.
7. Store drinking water in clean containers and fill bathtubs with water should the city water supply fail.
8. Park any extra vehicles in garage.
9. Locate your alternative sources for emergency lighting.
10. If you have a generator, be certain your generator lid is either latched or locked to prevent wind from ripping off the lid.
11. If you have an exterior screen door/storm door, make sure it is latched and locked as wind has ripped off such doors in the past if they are loose or ajar.
12. Put masking tape over the outside door keyholes to keep sand out of the lock mechanism, and engage your garage door side locks (disengage your overhead garage door opener).



## **If You Plan to Evacuate**

KNOW YOUR ZONE! In an emergency, local officials may order evacuations using ZONES, which help avoid unnecessary evacuation travel. Note that Del Webb homes are in 3 different evacuation zones: A, B, and C.

GO TO [www.ncdps.gov/our-organization/emergency-management/emergency-preparedness/know-your-zone](http://www.ncdps.gov/our-organization/emergency-management/emergency-preparedness/know-your-zone) OR Google "Know your zone, NC".



### **There doesn't seem to be a great way of driving away from Wilmington for evacuation!**

1. Determine a destination based upon New Hanover County and Wilmington Emergency Services announcements, and then familiarize yourself with the following possibilities:
  - Take I-40 North to I-95 or to Raleigh area (keep in mind, sections of I-40 have flooded during heavy downpours)
  - Take US Hwy 421 North to I-95
  - Take US Hwy 117 North to Goldsboro, then I-795 to Wilson or I-95
  - Take US 74/76 to I-74 West toward I-95 North or South
  - Take NC-210 West to Fayetteville or I-95 North or South
  - Take the coastal approach US Hwy 17 North toward New Bern, then toward Williamston, then US Hwy 13/64 to Rocky Mount or I-95 North

Motorists traveling through North Carolina can call 511 to receive the latest road conditions. If calling from outside of North Carolina, use (877) 511-4662.

2. Each household should create its own emergency and evacuation plan. DO THIS NOW – DON'T WAIT UNTIL THE EMERGENCY ARRIVES.
3. ESTABLISH last-minute checklists; such as:
  - List of last-minute items to grab
  - List of items to secure in and around your home before leaving
  - List of utilities to adjust or turn off if applicable
  - Notify your family/friends/neighbors if/when you leave and when you return
  - Consider taking photos inside and outside of your home in case of storm damage
4. LOAD your car with:
  - Your pre-packed Go Bags
  - Water and emergency food
  - First aid kit
  - Flashlights with extra batteries
  - Important papers and digital files
  - Any pre-packed emergency supply boxes for potential multi-week stay-aways
  - Gas can (filled, but not overflowing)
  - Sleeping bags / small pillows
  - Cell phone chargers
  - Necessary electronics: laptop, tablet, cells, and pre-charged power packs
  - Jumper cables
  - Duct tape, knife/scissors, and tool kit
  - Rain ponchos and umbrellas
  - Paper road maps, information/phone numbers concerning motels and gas stations
  - Family and emergency phone numbers including auto and home insurance providers
  - Reflective vest in case you need to walk to get help and reflective triangles / safety flares should your car become disabled.
5. Unplug computers, TV's, and other appliances (except your refrigerator/freezer). Leave one or more lights on timers. Lock all doors and windows (seal them if you have enough time). This assumes you have prepared the rest of your property as recommended.
6. Engage your garage door side locks once your car is out of the garage.



## **If You Plan to Shelter in Place**

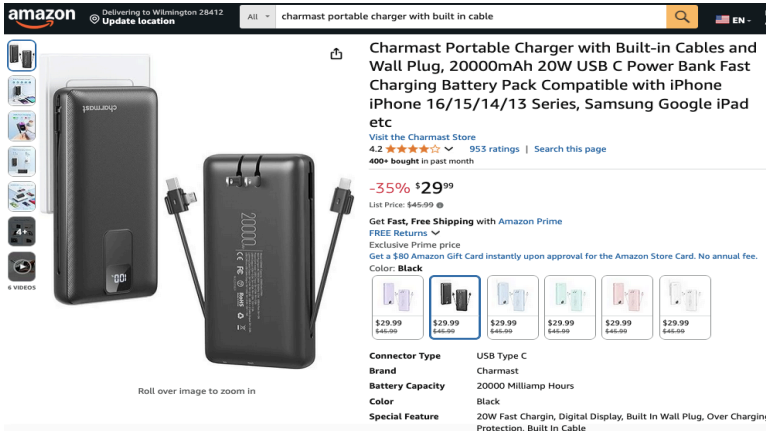
---

1. Make sure there is one gallon of water per person per day for approximately two weeks. If you have access to a bathtub within your home, you may want to fill the tub or extra buckets/containers with water for multiple uses during the storm event. Canned beverages are also an advantage.
2. Stock up on non-perishable items such as canned food, dried fruits and vegetables, bread, crackers, protein bars, freeze dried camping/hiking food packs, and individually packed fruit/vegetable juices, tea, or coffee not requiring refrigeration. Make sure you have a hand operated can opener.
3. Your pet will need a gallon of water per day, enough food, and any medications needed for approximately two weeks. Locate a copy of your pets' documentation that includes their vaccine information, phone number and location of their veterinarian, ownership documentation, and ID tags.
4. Make sure you have enough medications to last through the event and in the weeks afterward. This includes contact supplies, insulin, inhalers, epi-pens, and other vital medications. Solutions for meds requiring refrigeration will need to be considered.
5. Make sure your first aid kit is well stocked with bandages, disinfectant, instant cold packs, facemasks, aspirin, and ibuprofen. Toilet paper, paper towels, and sanitary wipes are often forgotten. Disinfectant, soap, dry shampoo, and basic hygienic products are also good ideas to keep clean and healthy.
6. Have a selection of paper plates, cups, glasses, plastic utensils, napkins, garbage bags, and paper towels.
7. Have one or more flashlights with extra batteries.
8. Have a battery-powered radio, a hand crank radio, and a NOAA Weather Radio with extra batteries.
9. Make sure you have downloaded Smartphone weather alerting apps to ensure redundant alerting capacity. (WECT6 First Alert Weather, WWAY TV3 StormTracker 3)
10. Pre-charged portable cell phone Power Packs are essential during long power outages.

11. A basic tool kit that includes a hammer, pliers, wrenches, and screwdrivers, along with a selection of nails and screws is recommended. Plastic sheeting, duct tape, and one or more tarps may assist your efforts with keeping your space dry and safe should windows break during the storm. Having a battery-operated drill and saw may also come in handy! Have all of these supplies readily available to you in case of an emergency.
12. Have a supply of matches and/or a butane utility lighter available.
13. Have one or more fire extinguishers readily available.
14. If you do not have a whole-house generator, you may want to have access to 100-hour emergency liquid candles, and/or pre-charged battery-operated camp lights, and a small butane stove or small propane camp stove if available. Caterers use butane stoves because they are lightweight, convenient, and somewhat safe to use indoors for very short periods of time with adequate ventilation. Burning butane or propane will always result in a little bit of carbon monoxide production, even if properly ventilated. A small propane camp stove may also be an option for short-term use with adequate ventilation. Do your research and be informed should you elect to use a portable indoor butane or propane stove for very short periods of time. The use of Sterno cans for warming certain foods may also be a useful solution for you in this situation. Sterno is a brand of jellied denatured alcohol sold in a can and is meant to be burned directly in its can. Again, do your research on its proper use.
15. Make arrangements for extra ice packs and/or dry ice for coolers in the case of a power outage.
16. Write out a list of family and emergency contact information that includes phone numbers, email, and addresses. Do not depend on technology alone to store contact information, as power may be out for days or weeks.
17. Once the storm arrives, unplug radios and televisions (except 1 for news & instructions), computers and peripherals, and small kitchen appliances, as power fluctuations can damage the electronics.
18. Place tightly rolled towels along the interior base of each outside door.
19. You may want to add ¾ inch or 1 inch wide masking tape around the inside of your window frames to prevent sand and/or water from entering during the high winds.
20. Engage your garage door side locks to prevent damage to your garage door (remember to disengage garage door side locks once the storm passes – prior to trying to open your garage door!).

# Additional Emergency Supplies You May Want to Purchase Ahead of Time (note: many prices have changed)

## External Battery Packs for Cells (Amazon.com)



**Charmast Portable Charger with Built-in Cables and Wall Plug, 20000mAh 20W USB C Power Bank Fast Charging Battery Pack Compatible with iPhone 16/15/14/13 Series, Samsung Google iPad etc**

Visit the Charmast Store  
4.2 ★★★★★ 953 ratings | Search this page  
400+ bought in past month

**-35% \$29.99**  
List Price: \$45.99

Get Fast, Free Shipping with Amazon Prime  
FREE Returns  
Exclusive Prime price  
Get a \$80 Amazon Gift Card instantly upon approval for the Amazon Store Card. No annual fee.

Color: **Black**

Connector Type: USB Type C  
Brand: Charmast  
Battery Capacity: 20000 Milliamp Hours  
Color: Black  
Special Feature: 20W Fast Charge, Digital Display, Built in Wall Plug, Over Charging Protection, Built in Cable

Now ~\$32.00

## Solar Cell Phone Charger (Amazon.com)



**Solar Charger 20000mAh Portable Solar Phone Charger Waterproof Solar Power Bank Cellphone External Battery Packs with 2 USB Ports and Dual LED Flashlights for Outdoor Camping Travel**

Visit the Annero Store  
★★★★★ 113 ratings | 26 answered questions

**\$22.99**

Get Fast, Free Shipping with Amazon Prime & FREE Returns  
Coupon: Save an extra 10% when you apply this coupon. Terms

Get \$50 off instantly: Pay \$0.00 \$22.99 upon approval for the Amazon Rewards Visa Card. No annual fee.

Extra Savings Promotion ... 4 Applicable Promotion(s)

Color: **Blue**

Now ~\$23.99

You have to charge it on a power source to at least 25% before it will start solar charging.

## Battery Operated Lantern – 1000 Lumens (Amazon.com)



**LE LED Camping Lantern, Battery Powered LED with 1000LM, 4 Light Modes, Waterproof Tent Light, Perfect Lantern Flashlight for Hurricane, Emergency, Survival Kits, Hiking, Fishing, Home and More**

Visit the Lighting EVER Store  
★★★★★ 32,823 ratings | 139 answered questions

#1 Best Seller in Camping Lantern Accessories

List Price: \$25.99 Details  
Price: **\$22.99** Get Fast, Free Shipping with Amazon Prime & FREE Returns  
You Save: \$3.00 (12%)

Get \$50 off instantly: Pay \$0.00 \$22.99 upon approval for the Amazon Rewards Visa Card. No annual fee.

Available at a lower price from other sellers that may not

Now ~\$19.99 to \$26.99

## Battery Operated Lantern 4 Pack – 350 Lumens each (Amazon.com)



**Lichamp LED Camping Lantern, 4 Pack Battery Powered Flashlight for Power Outages, Portable Collapsible Hanging Light Essential for Home, Outdoor, Emergency Lamp Survival Kit Gear for Hurricane, Black**

Visit the Lichamp Store  
4.7 ★★★★★ 7,777 ratings | Search this page

#1 Best Seller in Outdoor Lanterns  
1K+ bought in past month

**-9% \$20.99**  
Typical price: \$22.99

Get Fast, Free Shipping with Amazon Prime  
FREE Returns  
30-day refund/replacement

Color: **Black**

Now \$24.99 to \$29.99

**Rechargeable Lantern – 1000 Lumens (Amazon.com) Now ~\$32.00**



Roll over image to zoom in

LE LED Camping Lantern  
 Rechargeable, 1000LM, 4 Light  
 Modes, 4400mAh Power Bank,  
 IP44 Waterproof, Perfect Lantern  
 Flashlight for Hurricane  
 Emergency, Hiking, Home and  
 More, USB Cable Included

Visit the Lighting EVER Store  
 ★★★★★ (17,709 ratings | 4 answered questions)  
 List Price: \$34.99 Details  
 Price: **\$29.99** & FREE Returns  
 You Save: \$5.00 (14%)

Get \$50 off instantly: Pay \$0.00 \$29.99 upon approval  
 for the Amazon Rewards Visa Card. No annual fee.  
 Available at a lower price from other sellers that may not  
 offer free Prime shipping.

Extra Savings Promotion ... 7 Applicable Promotion(s)

Item Package Quantity: 1

1 **\$29.99** 2 \$52.99

**Lichamp Solar Lantern 2 Pack – 500 Lumens (Amazon.com) Now ~\$24.99**



2 pack

Solar Camping Lantern Rechargeable USB, COB  
 LED Lantern Flashlight 2 Power Supply Modes  
 Survival Kit for Emergency, Hurricane (Red 2  
 Pack)

Visit the Mukkuri Store  
 4.2 ★★★★★ (935 ratings | Search this page)

\$19.99

Get Fast, Free Shipping with Amazon Prime  
 FREE Returns  
 30-day refund/replacement

Color: Red 2 pack



Light Source Type Light Emitting Diode (LED)  
 Brand Mukkuri  
 Color Red 2 pack  
 Power Source Solar Powered, Battery Powered  
 Finish Type Red

About this item  
 • [Latest Rechargeable Lantern] 2000mah large capacity rechargeable  
 lithium built-in battery (micro-usb standard cable included), easy to carry  
 around and no longer changing batteries frequently, absolutely safe and  
 environmental friendly. Ultra bright 360° COB illumination 500 lumen 50%  
 brighter than normal lights, enough to light in the dark.

**Coleman Propane Camp Stove (Walmart.com, Target.com, Amazon.com) Now ~ \$59.00**



Best seller Popular pick for "outdoor stove"

Coleman  
**Coleman® Classic Propane Gas Camping  
 Stove, 2-Burner**  
 ★★★★★ (45) 836 reviews

**\$48.00**

Add to cart

Free shipping, arrives by tomorrow to  
 Wilmington, 28412  
 Want it faster? Add an address to see options  
 Pickup not available at Wilmington Supercenter  
 Check availability nearby  
 Sold and shipped by Walmart.com  
 Free 90-Day returns Details

Now ~ \$59.00 to 89.00

**Propane Cylinders (available from Walmart, Target, and local camping supply stores)**



Best seller Popular pick for "propane"

Coleman  
**Coleman Propane Camping Gas Cylinder  
 2-Pack**  
 ★★★★★ (46) 808 reviews

**\$8.88**

Add to cart

Pickup, today at Wilmington Supercenter  
 Aisle K20  
 Add to list Add to registry

More seller options (2)  
 Starting from \$33.00  
 Compare all sellers

Now ~\$14.00

**Butane Gas Stove (Amazon.com, Walmart.com)**



Roll over image to zoom in  
VIDEO


**Gas ONE Butane Gas Stove with 4 Butane Fuel Canister Cartridge**

Visit the GasOne Store  
★ ★ ★ ★ ★ 1,889 ratings  
Amazon's Choice in Camping Stoves by GasOne

\$34.99

Get \$50 off instantly: Pay \$0.00 \$34.99 upon approval for the Amazon Rewards Visa Card. No annual fee.

Color: Stove + 4 Butane Fuel




Brand GasOne  
Fuel Type Liquefied Petroleum Gas  
Power Source Gas Powered, Corded Electric

**About this item**

- Includes - Stove and 4 Butane Fuel
- High Output - Most Fuel Efficient Butane Portable Stove On The Market - Boils Water quickly with 7,650 BTU Evenly Compared To Competitors Portable Stoves/ To Be used with 8oz Butane Canister Only
- Safety Features - Highest Safety Standard: CSA (US & Canadian Standards Association) Approved Portable, Easy To Use, Reliable For Camping, Outdoor Cooking, Home Emergency Kit, Etc. Equipped with Fuel Cartridge Injection safety feature, If the stove detects 0.7 kilogram force from canister, it will automatically ejects butane canister from the stove
- Automatic Starter - Piezo-Type Electric Starter With Safety Shut-Off System; No Matches Or Lighters Required
- Quiet Operation - This stove provides clean efficient burn along with silent operation \*OUTDOOR USE ONLY\*

Now ~ \$36.50 at Walmart  
~ \$56.00 at Amazon

**Aluminum Case - ~18 in. x 6 in. x 13 in. (used for important papers – just remove the inside separators) (Amazon.com, Walmart.com)**



Clothing, Shoes & Jewelry › Luggage & Travel Gear › Briefcases



Brand: Better than a Brand  
**Aluminum Packaging Case44; Black - 6 x 13 x 18 in.**

\$67.26

FREE Returns

**Product details**

**Top highlights**

Fabric type Aluminum

**About this item**

- Black aluminum frame
- Smooth Black Aluminum Panels
- Riveted Corners
- Rubber Over Metal Handle
- Two Key Lock Latches

Now ~ \$64 to \$68

**A newer version of the Sterno 100 hour Emergency Liquid Candle is the following: (at Amazon, Walmart.com, and also at Sterno.com)**



**Sterno 100-Hour Emergency Candles Long Burning Candles - Unscented Candles for Emergencies, Candle Set for Power Outages - Long Lasting Candles, Burns Up to 100 Hours - 6 Liquid Paraffin Candles**

Visit the Sterno Store  
4.6 ★ ★ ★ ★ ★ 102 ratings  
Amazon's Choice

1K+ bought in past month  
\$39.99 (\$6.67 / Count)

FREE Returns  
Apply now and get a \$80 Amazon Gift Card upon approval of the Amazon Store Card, or see if you pre-qualify with no impact to your credit bureau score.

Brand Sterno  
Color Clear White  
Product 3.5"W x 4"H  
Dimensions  
Item Weight 2.27 Kilograms  
Number of Items 6  
Scent Unscented  
See more

**About this item**

- Burns Up to 100 Hours for Long-Lasting Lighting: With an impressive burn time of up to 100 hours, the Sterno emergency candle provides a consistent source of light during emergencies, power outages, hurricanes, storms, or

Now ~ \$37.00

**Dolly (Harbor Freight), small handtruck (Home Depot), and planter caddy (Amazon)**



FRANKLIN >  
18 in. x 12 in. 1000 lb. Capacity  
Hardwood Dolly

★★★★ (4,955) Write a Review

This sturdy mover's dolly has a carpeted surface to protect finishes

\$12<sup>99</sup>

Compare to STARK 94306 \$21.95 Save 41%

1 Add to Cart


+ Add to My List



Milwaukee  
150 lbs. Fold-Up Truck

★★★★★ (2016)

\$49<sup>98</sup>



VANCATTLE Plant Stand with Wheels,  
15-22" Adjustable Plant Caddy with  
Casters Heavy Duty 440LBS, Large  
Rolling Plant Stand for Flower Pot  
Patio Umbrella Base, Blue, 1 Pack

Brand: VANCATTLE  
★★★★★ 19 ratings

#1 New Release in Planter Caddies

\$23<sup>99</sup>

Get Fast, Free Shipping with Amazon Prime  
FREE Returns  
Join Prime to buy this item at \$20.39

Get \$60 off instantly: Pay \$0.00 ~~\$28.99~~ upon approval for the Amazon Prime Store Card. No annual fee.

Now \$24.99

**Aqua-Tainer for water** (Walmart / Amazon.com / Dick's Sporting Goods)

How do you want your items? Wilmington, 28412 • Wilmington Super... Search everything at Walmart online and in store

Departments Services Pharmacy Delivery New Easter Patio & Garden Event Fashion Home Electronics



Reliance Aqua-Tainer Water Container 7 Gallon

★★★★★ (4.6) | 1117 ratings

Pack Size: Single

Single Now \$19.88	2 Pack \$39.76 \$19.88/ea
-----------------------	---------------------------------

About this item

Smart Summary Generated by AI

The Reliance Aqua-Tainer Water Container is a **7-gallon water container** made from rugged materials with an **ergonomic contoured handle** and premium screw-on vent cap. It features a **hideaway spout** for convenient dispensing and has a space-saving rectangular design for easy storage. The container is **stackable when empty** and **BPA-free**. Its dimensions are 11.25"L x 11"W x 15.25"H, and it weighs 2 lbs. The Aqua-Tainer is suitable for various applications and is available in two sizes, including 7 gal/26L and 4 gal/15L capacities.

still~\$20.00

**AquaPod Kit – for 100 gallon water capacity** (Amazon.com, Walmart.com, AquaPod.com)

**AquaPod Kit 2.0 Emergency Water Storage Bladder**  
 USA Made BPA Free Hurricane Survival Bathtub Drinking Solution Expandable Capacity in Bag

4.7 ★★★★★ 1,335 ratings  
 Amazon's Choice

200+ bought in past month

**\$32.95**

Get Fast, Free Shipping with Amazon Prime  
 FREE Returns

Apply now and get a \$80 Amazon Gift Card upon approval of the Amazon Store Card, or see if you pre-qualify with no impact to your credit bureau score.

Style: **AquaPod 2.0 in Bag**

- MADE IN THE USA: Proudly manufactured domestically, ensuring highest quality control and supporting American manufacturing
- MASSIVE WATER STORAGE: All-in-one bathtub water containment system holding up to 100 gallons of clean drinking water - no more expensive bottled water or bulky water tanks
- ULTIMATE EMERGENCY PREPAREDNESS: Designed to protect your family during hurricanes, water main breaks, and natural disasters with a reliable 8-week water preservation system
- FOOD-GRADE SAFETY: Constructed with USDA-compliant LLDPE plastic, 100% BPA-FREE material ensuring safe, clean drinking water for your family
- ECO-FRIENDLY DESIGN: 100% recyclable reservoir requires less shipping space, reduces fuel consumption, and offers replacement liners - minimal environmental

Now \$35 to \$40

**VEVOR battery operated 15600mAH 12-inch fan – can run 24 hrs at lowest speed - very quiet!** (VEVOR.com)

**VEVOR** Upgrade The Home Creator Way Farm Animal Supplies

Categories Deals New Best Sellers Clearance Bulk Savings Inspiration Product Recall DIY Projects & Ideas Member Club

Home > Tools > Power Tools > Jobsite > Jobsite Fans > Non-Clip Cordless Fan

**Featured items you may like**

- VEVOR Cordless Fan 16 in, Portable Quiet Personal Fan for Home or Office, 360... **\$85.90**
- VEVOR Tower Fan Bladeless, 16 ft/s Velocity Quiet Floor Fan that Blows Cold... **\$83.90**
- VEVOR Desk Fan Bladeless, 12.99 Inch Portable Desk Fan, 6-Speed USB Quiet... **\$25.99**

**VEVOR Cordless Fan 12 in, Portable Quiet Personal F Home or Office, 360 Degree Manual Pivoting Head, : Speed Regulation High Velocity Cordless Fan, Heavy Metal Industrial Floor Fans**

4.8 ★★★★★ 121 Reviews

**\$73.90**

Earn at least 2% points on purchases or save up to 15%.

FREE Shipping Delivery to 28412. Get it as soon as Sun, Apr. 26 Details

Size: 12 inch

10 inch \$66.90	12 inch \$73.90	14 in Drum Fan \$79.90
14 inch \$40.90	16 inch \$85.90	18 inch \$51.90

Now ~\$74.00

**Local Dry Ice** – Harris Teeter and Publix carry smaller quantities of *Penguin Dry Ice* in freezers in the front of their stores. Other grocery stores may offer this as well.

